



## Linking Your Products to Digi-Key




Here are some methods to connect your customers to your products on the Digi-Key site. This document will cover instructions for creating hyperlinks as well as access to images that you can use.

Download the images in ZIP file format here:

<https://media.digikey.com/media-kit/Digikey-Buttons.zip>

Friendly legal reminder that these images and graphics are proprietary and protected under intellectual property. Image alterations other than resizing are not allowed.

### Image Previews:

<p><b>Available at Digi-Key Image</b></p> <p>A versatile image that would be featured best on home pages, series pages, press releases, footnotes and individual product pages.</p> <p>Hyperlink destinations include your supplier center, individual product page, new product highlight or the Digi-Key Electronics home page.</p>	
<p><b>Buy Now on Digi-Key Button Available in Red and White</b></p> <p>This image delivers a clear call to action to the customer. Best listed on individual product pages linking to your product detail page on Digi-Key website.</p>	<p>Red:</p>  <p>White:</p> 

## Constructing hyperlinks

### Linking to your product page:

<https://www.digikey.com/en/products?mpart=xxxxxx&v=zzzz>

**xxxxxx** – Digi-Key part number (not case sensitive), remove spaces if applicable.  
**zzzz** - Your Vendor Identification Number (*This is easily identified by the prefix on the Digi-Key part number for your product*)

Example: 2156-KA34063AD-FS-ND by Rochester Electronics

Hyperlink Result:

<https://www.digikey.com/en/products?mpart=2156-KA34063AD-FS-ND&v=2156>

### Linking to your Supplier Marketing Center:

<https://www.digikey.com/en/supplier-centers/XYZ>

**XYZ** – Insert your company's name

Multiple worded company names will utilize a hyphen instead of a space.

Example: Air Science USA LLC

<https://www.digikey.com/en/supplier-centers/air-science-usa-llc>